

Thin thigh

Example 1



Example 2



Example 3



With Your® Liner

Limb



3D model



Your® Liner



Indication

The above-knee segment has a smaller circumference than the section at knee-height. Thigh is very thin.



Key features



Anatomically tailored



Adapted compressions

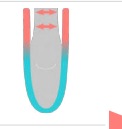


Pear-shape compensation

Typical issues

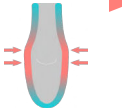
Off-the-shelf liner is too loose on thigh

A standard liner fitting on the knee section of the stump can be too loose on the thigh, thereby inducing a risk of friction between the liner and skin.



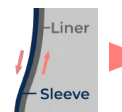
Off-the-shelf liner is too tight on knee

A standard liner fitting the above-knee section of the stump might compress the knee section too much.



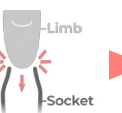
Sleeve-related issues

When fitting patients with thin thighs with a sleeve suspension mechanism, the sleeve might be too-loose on the thigh. The sleeve might thus poorly hold on the skin at the proximal edge of the liner, leading to potential loss of suspension.



Medio-lateral socket edges impede socket entry

Due to the thin thigh, the medial and lateral proximal edges of the socket can provide a too-narrow opening to allow the limb to properly enter the socket.



Adapted shape and compressions



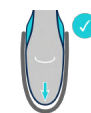
With its custom shape and adapted compressions, Your® Liner provides a close fit and adequate compressions all over the limb, eliminating the issue of too-high or too-low compressions, and of air pockets between the liner and the stump, thereby reducing the risk of impeded blood flow, discomfort, excessive sweating, and friction between limb and liner.

Improved sleeve grip



Your® Liner offers the possibility of including proximal silicone rings to hold the vacuum directly on the liner. Such rings also increase the friction coefficient between the sleeve and the liner, reducing the risk of loss of suspension.

Supra-condylar compensations for easier socket entry



With thickness compensations above the condyles, the medial and lateral socket edges follow the liner profile, and therefore offer a wider opening to allow the limb to easily enter the socket.

How can Your® Liner help?

